

- 1 Name of Listed Entity : National Cereals Products Limited
 2 Scrip Code / Name of Scrip / Class of Security : 24051/EQUITY
 3 Shareholding Pattern filed under : Reg. 31(1)(a)/Reg.31(1)(b)/Reg.31(1)(c)
 a. If under 31(1)(b) then indicate the report for quarter ending : 31/03/2023
 b. If under 31(1)(c) then indicate date of allotment / extinguishment : N.A.
 4 Declaration : The listed entity is required to submit the following declaration to the extent of submission of information :-

	Particulars	Yes*	No*
1	Whether the Listed Entity has issued any partly paid up shares ?		No*
2	Whether the Listed Entity has issued any Convertible Securities or Warrants ?		No*
3	Whether the Listed Entity has any shares against which depository receipts are issued ?		No*
4	Whether the Listed Entity has any shares in locked-in ?		No*
5	Whether any shares held by promoters are pledge or otherwise encumbered ?		No*

Table 1 - Summary Statement holding of specified securities.

Category (I)	Category of shareholder (II)	No. of shareholders (III)	No. of fully paid up equity shares held (IV)	No. of partly paid-up equity shares held (V)	No. of shares underlying Depository Receipts (VI)	Total No. shares held (VII)= (IV)+(V)+(VI)	Shareholding as a % of total no. of shares(calculated as per SCRR,1957) (VIII) As a % of (A+B+C2)	Number of Voting rights held in each class of securities (IX)			No. of Shares Underlying Outstanding convertible securities (including Warrants) (X)	Shareholding, as a % assuming full conversion of convertible securities (as a percentage of diluted share capital) (XI)=(VII)+(X) As a % of (A+B+C2)	Number of locked in shares (XII)		Number of shares pledged or otherwise encumbered (XIII)		Number of equity shares held in dematerialized form (XIV)	
								No. of voting Rights		Total as a % of (A+B+C)			Number (a)	As a % of total shares held (b)	Number (a)	As a % of total shares held (b)		
								Class- Equity	Class eg : y	Total								Total as a % of (A+B+C)
(A)	Promoter & Promoter Group	12	616951	0	0	616951	46.93	616951		616951	46.93	0	0	0	0.00	0	0.00	0
(B)	Public	691	697577	0	0	697577	53.07	697577		697577	53.07	0	0	0	0	NA		145562
(C)	Non promoter- Non Public																	
(C1)	Shares underlying DRs	0	0	0	0	0	0.00	0		0	0.00							NA
(C2)	Shares held by Employee Trusts	0	0	0	0	0	0.00	0		0	0.00							NA
	Total	703	1314528	0	0	1314528	100	1314528		1314528	100			0	0	0	0.00	145562




Table II - Statement showing shareholding pattern of the Promoters and Promoter Group

Category and Shareholders	Name of the Shareholders (I)	PAN (II)	No. of shareholders (III)	No. of fully paid up equity shares held (IV)	Partly-paid-up equity shares held (V)	No. of shares underlying Depository Receipts (VI)	Total No. shares held (VII)=(IV+V+VI)	Shareholding % calculate as per SCRR, 1957 As a % of (A+B+C2) (VIII)	Number of Voting Rights held in each class of securities (IX)				No. of shares Underlying Outstanding convertible securities (including Warrants) (X)	Shareholding, as a % assuming full conversion of convertible securities (as a percentage of diluted share capital) (XI)=(VII)+(X) as a % of A+B+C2	Number of locked in shares (XII)		Number of Shares pledged or otherwise encumbered (XIII)		Number of equity shares held in dematerialized form (XIV)
									No. of voting Rights			Total as a % of Total voting rights			No. (a)	As a % of total shares held (b)	No. (a)	As a % of total shares held (b)	
									Class-Equity	Class eg : y	Total								
(1)	INDIAN																		
(a)	Individuals/Hindu undivided Family/Trust		11	378212	0	0	378212	28.77	378212	0	378212	28.77	0	0	0	0	0	0.00	0
1	Brig. (Dr.) Kapil Mohan	AAEPM6131A		100	0	0	100	0.01	100	0	100	0.01	0	0	0	0	0	0.00	0
2	Smt. Comilla Mohan	AEAPM1216Q		58286	0	0	58286	4.43	58286	0	58286	4.43	0	0	0	0	0	0.00	0
3	Smt. Comilla Mohan & Sh. Pankaj Mohan	AABHC6360C		7500	0	0	7500	0.57	7500	0	7500	0.57	0	0	0	0	0	0.00	0
4	Smt. Pushpa Mohan	AAEPM6084G		5000	0	0	5000	0.38	5000	0	5000	0.38	0	0	0	0	0	0.00	0
5	Smt. Usha Mohan	AKMPM5361J		115204	0	0	115204	8.76	115204	0	115204	8.76	0	0	0	0	0	0.00	0
6	Sh. Hemant Mohan Karta S. D. Mohan	AAAH6302Q		8000	0	0	8000	0.61	8000	0	8000	0.61	0	0	0	0	0	0.00	0
7	Sh. Hemant Mohan (Trustee of Ram Rakhi Mohan Trust)	AAATR2202F		123784	0	0	123784	9.42	123784	0	123784	9.42	0	0	0	0	0	0.00	0
8	Smt. Devender Singh Yadav	ATUPY4617Q		500	0	0	500	0.04	500	0	500	0.04	0	0	0	0	0	0.00	0
9	Sh. V. N. Koura	AGDPK0437E		1000	0	0	1000	0.08	1000	0	1000	0.08	0	0	0	0	0	0.00	0
10	Sh. Hemant Mohan	AEBPM3213L		24220	0	0	24220	1.84	24220	0	24220	1.84	0	0	0	0	0	0.00	0
11	Sh Vinay Mohan	AEQPM4866E		34618	0	0	34618	2.63	34618	0	34618	2.63	0	0	0	0	0	0.00	0
(b)	Central Government/State Government(s)			0	0	0	0	0	0	0	0	0	0	0	0	0	0	0	0
(c)	Financial Institutions/ Banks			0	0	0	0	0	0	0	0	0	0	0	0	0	0	0	0
(d)	Any other (specify)																		
	Bodies Corporate		1	238739	0	0	238739	18.16	238739	0	238739	18.16	0	0	0	0	0	0.00	0
1	Mohan Meekin Ltd	AAACM4465E		213683	0	0	213683	16.26	213683	0	213683	16.26	0	0	0	0	0	0.00	0
	Sub-total (A) (1)		12	616951	0	0	616951	46.93	616951	0	616951	46.93	0	0	0	0	0	0.00	0
(2)	FOREIGN																		
(a)	Individuals (Non-resident Individual/ Foreign Individuals)		0	0	0	0	0	0.00	0	0	0	0.00	0	0	0	0	0	0.00	0
(b)	Government		0	0	0	0	0	0.00	0	0	0	0.00	0	0	0	0	0	0.00	0
(c)	Institutions		0	0	0	0	0	0.00	0	0	0	0.00	0	0	0	0	0	0.00	0
(d)	Foreign Portfolio Investor		0	0	0	0	0	0.00	0	0	0	0.00	0	0	0	0	0	0.00	0
(e)	Any other (specify)		0	0	0	0	0	0.00	0	0	0	0.00	0	0	0	0	0	0.00	0
	Sub-total (A) (2)		0	0	0	0	0	0	0	0	0	0	0	0	0	0	0	0.00	0
	Total Shareholding of Promoter and Promoter Group (A) = (A)(1) + (A)(2)		12	616951	0	0	616951	46.93	616951	0	616951	46.93	0	0	0	0	0	0.00	0





Table III-Statement showing shareholding pattern of the Public shareholders.

Category & Name of the Shareholders (i)	PAM (ii)	No. of shareholders (iii)	No. of fully paid-up equity shares held (iv)	Partly paid-up equity shares held (v)	No. of shares underlying Depository Receipts (vi)	Total No. shares held (v) + (vi) + (vii) (A+B+C)	Share holding % calculated as per SCRR, 1957 As a % of (A+B+C) x 100 (vii)	Number of Voting rights held in each class of securities (ix)			Total as a % of Total voting rights (x)	No. of shares Underlying Outstanding convertible securities (Including Warrants) (xi)	Total shareholding as a % assuming full conversion of convertible securities (as a percentage of diluted share capital) (xii)	Number of Locked In shares (xiii)		Number of shares Pledged or otherwise encumbered (xiv)		Number of equity shares held in dematerialized form (xv)
								No. of voting rights						No. (a)	As a % of total shares held (b)	No. (c) (not applicable)	As a % of total shares held (d) (Not applicable)	
								Class-Equity	Class eg: y	Total								
(1) Institutions																		
(a) Mutual funds			0	0	0	0	0.00	0	0	0	0.00	0	0	0	0	0	NA	0
(b) Venture Capital Funds			0	0	0	0	0.00	0	0	0	0.00	0	0	0	0	0	NA	0
(c) Alternate Investment Funds			0	0	0	0	0.00	0	0	0	0.00	0	0	0	0	0	NA	0
(d) Banks		11	9400	0	0	9400	0.72	9400	0	9400	0.72	0	0	0	0	0	NA	0
Bank of Baroda			800	0	0	800	0.06	800	0	800	0.06	0	0	0	0	0	NA	
MESERS DASS BANK LTD			800	0	0	800	0.06	800	0	800	0.06	0	0	0	0	0	NA	
UNITED BANK OF INDIA			800	0	0	800	0.06	800	0	800	0.06	0	0	0	0	0	NA	
THE SOUTHERN BANK LTD			400	0	0	400	0.03	400	0	400	0.03	0	0	0	0	0	NA	
BANK OF INDIA			2000	0	0	2000	0.15	2000	0	2000	0.15	0	0	0	0	0	NA	
UNITED BANK OF INDIA			800	0	0	800	0.06	800	0	800	0.06	0	0	0	0	0	NA	
UNITED BANK OF INDIA			1600	0	0	1600	0.13	1600	0	1600	0.13	0	0	0	0	0	NA	
CENTRAL BANK OF INDIA			300	0	0	300	0.02	300	0	300	0.02	0	0	0	0	0	NA	
STATE BANK OF INDIA			500	0	0	500	0.04	500	0	500	0.04	0	0	0	0	0	NA	
BANK OF INDIA			400	0	0	400	0.03	400	0	400	0.03	0	0	0	0	0	NA	
STATE BANK OF INDIA			400	0	0	400	0.03	400	0	400	0.03	0	0	0	0	0	NA	
(e) Insurance Companies			0	0	0	0	0.00	0	0	0	0.00	0	0	0	0	0	NA	0
(f) Provident funds/Pension Funds			0	0	0	0	0.00	0	0	0	0.00	0	0	0	0	0	NA	0
(g) Asset reconstruction companies			0	0	0	0	0.00	0	0	0	0.00	0	0	0	0	0	NA	0
(h) Sovereign Wealth Funds			0	0	0	0	0.00	0	0	0	0.00	0	0	0	0	0	NA	0
(i) NBFC registered with RBI			0	0	0	0	0.00	0	0	0	0.00	0	0	0	0	0	NA	0
(j) Other Financial Institutions			0	0	0	0	0.00	0	0	0	0.00	0	0	0	0	0	NA	0
(k) Any Other (specify) (Non Resident)			0	0	0	0	0.00	0	0	0	0.00	0	0	0	0	0	NA	0
(2) Central Government/ State Government(s)/ President of India		1	8000	0	0	8000	0.61	8000	0	8000	0.61	0	0	0	0	0	NA	8000
Sub-Total (B)(1)		11	9400	0	0	9400	0.72	9400	0	9400	0.72	0	0	0	0	0	NA	8000
(3) Institutions (Foreign)			0	0	0	0	0.00	0	0	0	0.00	0	0	0	0	0	NA	0
a Foreign Direct Investment			0	0	0	0	0.00	0	0	0	0.00	0	0	0	0	0	NA	0
b Foreign Venture Capital Investors			0	0	0	0	0.00	0	0	0	0.00	0	0	0	0	0	NA	0
c Sovereign Wealth Funds			0	0	0	0	0.00	0	0	0	0.00	0	0	0	0	0	NA	0
d Foreign Portfolio Investors (cat-1)			0	0	0	0	0.00	0	0	0	0.00	0	0	0	0	0	NA	0
e Foreign Portfolio Investors (cat-2)			0	0	0	0	0.00	0	0	0	0.00	0	0	0	0	0	NA	0
f Overseas Depositories Holding DRs (Balancing figure)			0	0	0	0	0.00	0	0	0	0.00	0	0	0	0	0	NA	0
g Any Others (Specify)			0	0	0	0	0.00	0	0	0	0.00	0	0	0	0	0	NA	0
Sub-Total (B)(2)			0	0	0	0	0.00	0	0	0	0.00	0	0	0	0	0	NA	0
(4) Non-institutions																		
(a) i. Individual shareholders holding nominal share capital upto Rs.2 lakhs		558	499817	0	0	499817	37.57	499817	0	499817	37.57	0	0	0	0	0	NA	137562
ii. Individual shareholders holding nominal share capital in excess of Rs.2 lakhs			0	0	0	0	0.00	0	0	0	0.00	0	0	0	0	0	NA	0
1 Mr. Divyanshu Aggarwal			51457	0	0	51457	3.914	51457	0	51457	3.914	0	0	0	0	0	NA	50757
2 Mrs. Deepati Kedia			42669	0	0	42669	3.246	42669	0	42669	3.246	0	0	0	0	0	NA	42269
3 Mr. Kamal Parekh			36792	0	0	36792	2.80	36792	0	36792	2.80	0	0	0	0	0	NA	0
4 Vaidh Garg			24508	0	0	24508	1.86	24508	0	24508	1.86	0	0	0	0	0	NA	24508
5 Yogender Kumar Kapoor			25000	0	0	25000	1.90	25000	0	25000	1.90	0	0	0	0	0	NA	0
(b) NBFCs registered with RBI			0	0	0	0	0.00	0	0	0	0.00	0	0	0	0	0	NA	0
(c) Employee Trusts			0	0	0	0	0.00	0	0	0	0.00	0	0	0	0	0	NA	0
(d) Overseas Depositories (holding DRs) (balancing figure)			0	0	0	0	0.00	0	0	0	0.00	0	0	0	0	0	NA	0
(e) Any other (specify)			0	0	0	0	0.00	0	0	0	0.00	0	0	0	0	0	NA	0
Other Bodies Corporate		10	96104	0	0	96104	7.31	96104	0	96104	7.31	0	0	0	0	0	NA	8000
1 Nupack Cartons and Closures Limited			60000	0	0	60000	4.56	60000	0	60000	4.56	0	0	0	0	0	NA	0
2 AMREX MARKETING PVT LTD			20204	0	0	20204	1.54	20204	0	20204	1.54	0	0	0	0	0	NA	0
(6) Non-Resident Indians		11	90256	0	0	90256	6.87	90256	0	90256	6.87	0	0	0	0	0	NA	0
Major Johnnie George SkiptonKer			79992	0	0	79992	6.09	79992	0	79992	6.085	0	0	0	0	0	NA	0
Overseas Corporate Body			0	0	0	0	0.00	0	0	0	0.00	0	0	0	0	0	NA	0
Trust			0	0	0	0	0.00	0	0	0	0.00	0	0	0	0	0	NA	0
Sub-Total (B)(4)		679	680177	0	0	680177	51.74	680177	0	680177	51.74	0	0	0	0	0	NA	137562
Total Public Shareholding (B) = (B)(1) + (B)(2) + (B)(3)+(B)(4)		691	697577	0	0	697577	53.07	697577	0	697577	53.07	0	0	0	0	0	NA	145562



Table IV - Statement showing shareholding pattern of the Non-Promoter - Non Public shareholders. - NIL

Category & Name of the Shareholders (I)	PAN (II)	No. of shareholders (III)	No. of fully paid-up equity shares held (IV)	Partly paid-up equity shares held (V)	No. of shares underlying Depository Receipts (VI)	Total No. shares held [VII= (IV+V+VI)]	Shareholding % calculated as per SCRR, 1957 As a % of (A+B+C2) (VIII)	Number of Voting rights held in each class of securities (IX)			No. of Shares Underlying Outstanding convertible securities (including Warrants) (X)	Total shareholding, as a % assuming full conversion of convertible securities (as a percentage of diluted share capital) (XI)	Number of Locked In shares (XII)		Number of shares pledged or otherwise encumbered (XIII)		Number of equity shares held in dematerialized form (XIV) (Not applicable)			
								No. of voting Rights					Total as a % of Total voting rights	No.	As a % of total shares held	No. (Not applicable)		As a % of total shares held (Not applicable)		
								Class-Equity	Class eg : y	Total										
(1) Custodian/DR Holder																				
(a) Name of DR Holder (if applicable)																				
(i)																				0
(ii)																				
(2) Employee Benefit Trust (under SEBI (Share based Employee Benefit) Regulations, 2014)																				0
(a)																				
Total Non-Promoter- Non Public Shareholding(C) = (C)(1)+(C)(2)																				0



For & on Behalf of
National Cereals Products Ltd.
Chitranshi Shukla
 Company Secretary